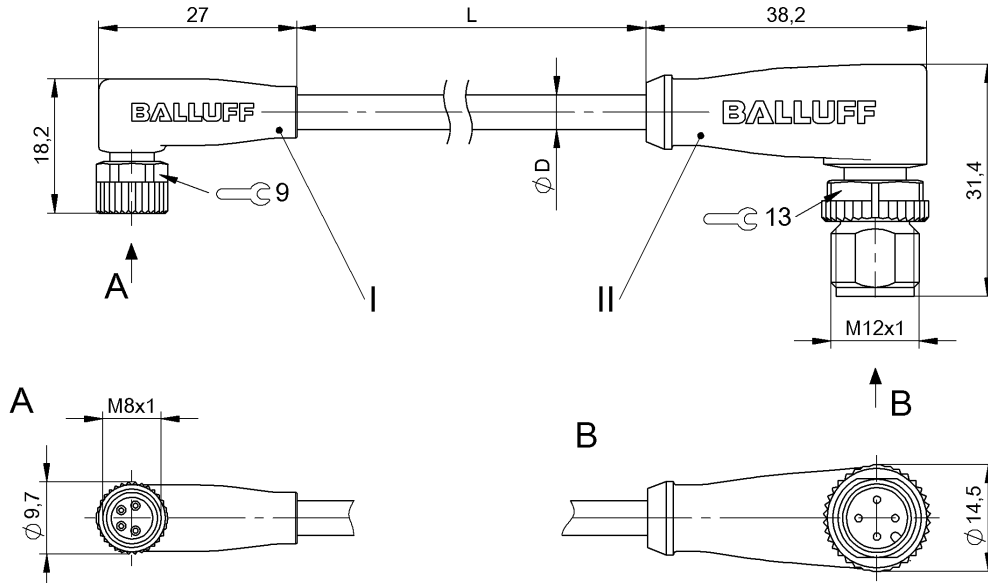


Double-Ended Cordsets  
**BCC M324-M424-3E-606-VX44T2-010**  
 Order Code: BCC05E0

# BALLUFF



### Basic features

Approval/Conformity	CE cULus WEEE
---------------------	---------------------

### Display/Operation

Function indicator (Pin 4)	LED yellow
Power indicator	LED green/no

### Electrical connection

Bending radius min., fixed cable	5 x D
Bending radius min., flexible cable	10 x D
Cable	PVC Yellow, 1 m
Cable diameter D	5.00 mm ±0.15 mm
Cable, bending cycles min.	2 mil.
Conductor cross-section	22 AWG
Connection 1	M8x1-Female, angled, 4-pin, A-coded
Connection 2	M12x1-Male, angled, 4-pin, A-coded
Number of conductors	4
System	Molded/Molded

### Electrical data

Cable rated voltage AC max.	300 V
Cable rated voltage DC max.	300 V
Operating voltage Ub	30 VDC
Rated current (40 °C)	4.0 A

### Environmental conditions

Cable temperature, drag chain	-5...60 °C
Cable temperature, fixed routing	-40...105 °C
Cable temperature, flexible routing	-5...105 °C
IP rating	IP67, IP69K/IP67, IP68, IP69K

### Interface

Switching output	PNP NO/NC antivalent
------------------	----------------------

### Material

Cable jacket, material	PVC
Material contact carrier	PUR/PUR
Material contacts	Bronze/Brass
Material cover nut	Die-cast zinc or nickel plated brass/Die-cast zinc
Material grip	PUR/PUR

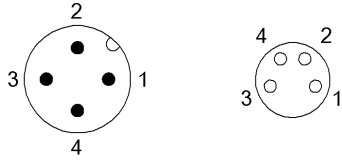
### Mechanical data

Cable jacket, color	Yellow
Cable length L	1.00 m
Horizontal travel permitted, drag chain	5 m
Tightening torque pigtail	0.4 Nm/0.6 Nm
Traverse speed max., drag chain	200 m/min
Vertical travel permitted, drag chain	2 m at 5 m/s <sup>2</sup>

Remarks

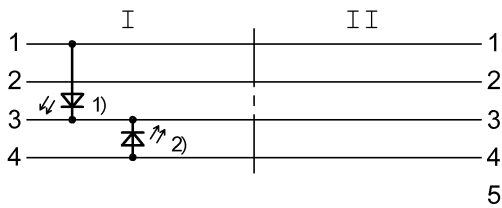
Bulk cable approval per UL-AWM Style 2661 & CSA AWM I/II A/B  
 Enclosure rating per IEC 60529 or 20653, only in screwed state with the associated mating piece.

**Connector Drawings**



II	I
PIN 1: brown	PIN 1: brown
PIN 2: white	PIN 2: white
PIN 3: blue	PIN 3: blue
PIN 4: black	PIN 4: black

**Wiring Diagrams**



1) Green LED = Power  
 2) Yellow LED = Function